



SharpLine Solutions, Inc.

www.sharpline-solutions.com | (626) 257-8328



Letter from the President:

Bone Safety Signs has been a leading manufacturer of temporary traffic control devices in both the United States and Canada for over 36 years. In those years, Bone has been an integral part of the growth of these products in our industry and the safety they provide to our customers. The owner of our company, Herman Brown, was the inventor of and has numerous patents including the single spring sign stand, auto latch bracket for the quick release and attachment of signs to the sign stand and the plastic corner pocket for roll up signs. He has instilled in all of us at Bone to provide only the best and safest products along with top notch customer service.

Our company has a full line of both roll up and rigid sign stands; all Bone stands and signs are NCHRP 350 approved. The Bone roll up sign stands are equipped with Bone's patented auto latch bracket. The exclusive quick release system allows the user to quickly and easily attach and release the sign resulting in a fast and safe work zone exit. Other features unique to our stands are pull pin and kick release for fast setup by hand or foot, simple nut and bolt construction which allows fast repairs using basic hand tools, readily available replacement parts or assemblies and a breakaway base that is the first of its kind. It has been designed, if impacted, to rotate 90 degrees to the ground causing no damage to the undercarriage of the impacting vehicle. The entire lines of Bone roll up and rigid stands have been designed to keep our users safe in the work zone.

Bone Safety also offers complete digital and silk screen printing services. Regardless of your specialized legend or logo requirements, Bone is equipped to build a roll up or rigid sign to meet your needs. All SafeZone Series signs are made from premium, state-of-the-art materials. For daytime use we offer Premium Mesh and Non-Reflective Vinyl with superior fade resistant stabilizers. For daytime as well as night time usage, we offer Standard Reflective and High Performance Reflective materials. Whether your requirement is for daytime or nighttime usage, Bone has the sheeting products to fit your needs.

As the industry changes and the environment comes into play, Bone has gone green. Bone now has the ability to refurbish aluminum flat panel and extruded signs. The refurbishing process consists of totally removing reflective sheeting and adhesive without damage to the flat panel and extruded signs. This is done by a hydro blasting process that uses no heat or chemicals. All water used in this process is treated and recycled. The energy cost to refurbish is only a fraction of the cost to recycle the aluminum. This process allows the customer to utilize usable old or damaged signs and reduce total cost for replacement signs as much as 20%.

Bone Safety Signs successes have been built around "listening to what our customers have to say" and building our products around their concerns and requirements. We appreciate our customers praise as well as their opinions on how to improve our products and services so please do not hesitate to contact us with your comments! Offering great safety products, innovative new services, customer service and delivery times have been Bone Safety Signs priorities for over 36 years. Call us today and find out how Bone can help your business grow and be safe.

Sincerely,



Ben F. Cohen
President



Content

- ic.* Letter from the President
- 2. Roll-Up Signs and Overlays
- 4. Roll-Up Materials
- 6. Roll-Up Sign Features
- 7. Overlays
- 8. MUTCD Work Zone Signs
- 10. MUTCD Warning Signs
- 12. MUTCD Regulatory Signs
- 14. **BONELIGHT** (ACM) Signs
- 15. Aluminum Sign Blanks and Extruded Panels
- 16. SafeZone Series Sign Stands
- 24. Rubber Base System
- 25. Catapult
- 26. Traffic Control Accessories
- 27. Custom Banners & Signs
- 28. General Terms and Conditions
- 29. Create Your own Sign

Aluminum Sign Blanks and Extruded Panels

Standard Roll-Up

Bone Safety Signs is a full service custom silk-screening facility. Regardless of your specialized legend or logo requirement, we can build a Roll-Up sign to meet your needs. We can also fabricate Roll-Up signs with special colors or size requirements. For a free custom sign quotation, please contact our customer service department.

All **SafeZone Series** signs are made of premium, state-of-the-art materials. For daytime use (ONLY) we offer **Premium Mesh** and **Non-Reflective Vinyl** with superior fade resistant UV stabilizer. For daytime as well as nighttime usage, we offer **Standard Reflective** and **High Performance Reflective** materials.



All **SafeZone Series** Roll-Up signs conform to the Manual on Uniform Traffic Control Devices (MUTCD) and are **NCHRP-350** tested and certified.



PREMIUM MESH



NON-REFLECTIVE VINYL



REFLECTIVE



DIAMOND GRADE



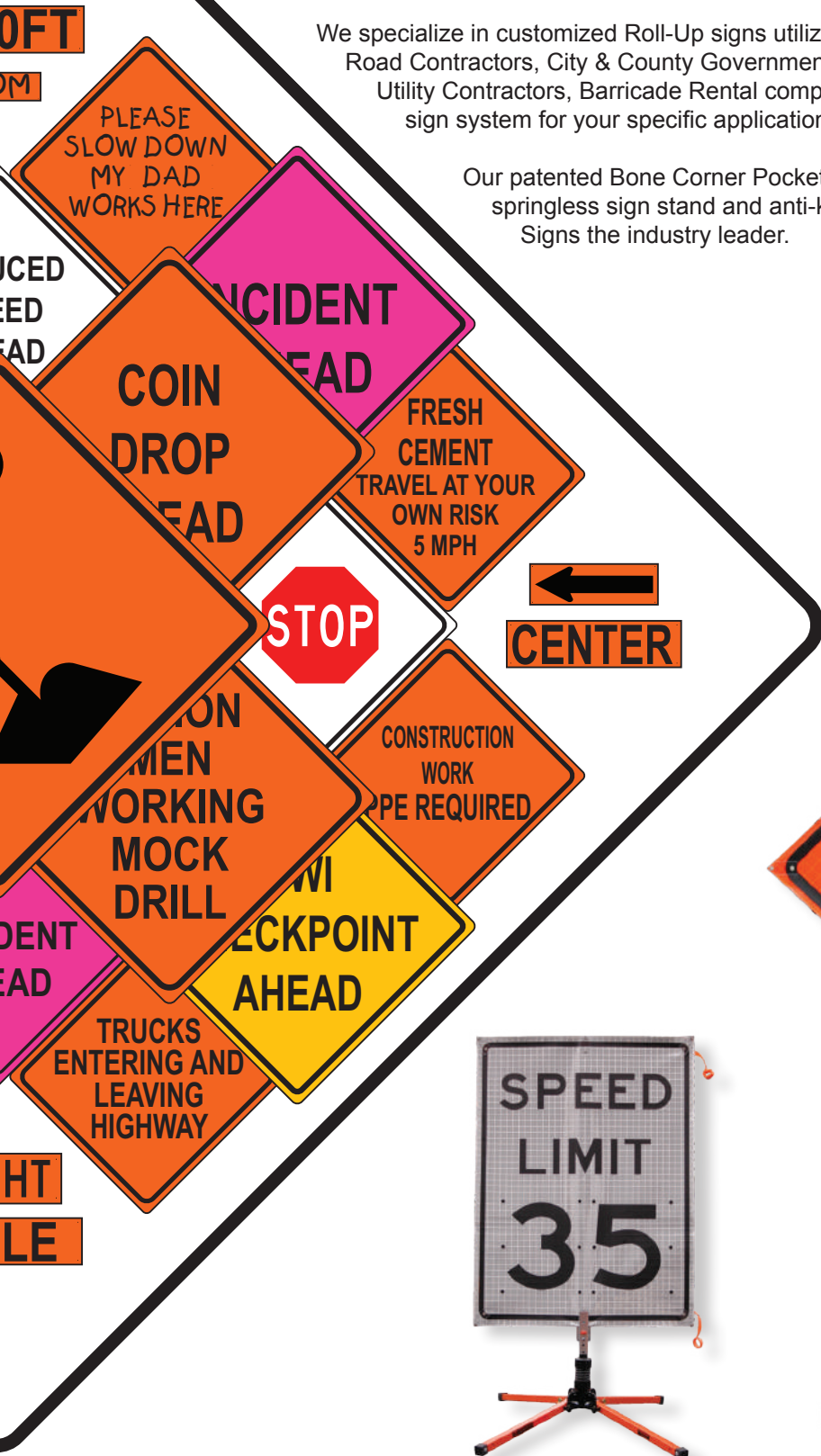
Up Signs and Overlays

Custom Roll-Up

All **SafeZone Series** custom signs and overlays are built to the same exacting specifications as our stock signs with standard legends.

We specialize in customized Roll-Up signs utilizing overlays for DOT's, Telco's, Power Utilities, Road Contractors, City & County Governments, Mowing Crews, Landscapers, Underground Utility Contractors, Barricade Rental companies and many more. Let us help you design a sign system for your specific application.

Our patented Bone Corner Pocket, the first ever quick release sign stand, the springless sign stand and anti-kiting devices have helped make Bone Safety Signs the industry leader.

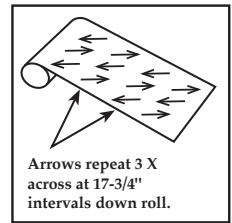



Roll-Up Sign Sheeting

Diamond Grade™ (DG)

3M™ Diamond Grade™ Roll-Up Sign Sheeting Series RS20/RS24 is a visible light-activated fluorescent wide angle prismatic lens reflective sheeting designed for the production of Roll-Up traffic control signs used in construction work zones. This sign sheeting is designed to provide higher nighttime sign brightness than sheetings that use glass bead lenses. RS24 sheeting has higher daytime brightness than ordinary (non-fluorescent) colored sheeting. Series RS20/RS24 sheeting is backed with a strong, flexible, gray-coated fabric.

Color	Product Code
White	RS20
Fluorescent Orange	RS24




Interlocking Diamond Seal Pattern
Sheeting is positioned at 90° rotation angle.

Hi-Intensity

3M™ Roll-Up Hi-Intensity Sign Sheeting Series RS30 consists of retroreflective microprisms formed on a flexible glossy and UV-stabilized polymeric film, designed for the production of roll up traffic control signs used in work zones and emergency traffic control. This sign sheeting is designed to provide higher nighttime sign brightness. Series RS30 sheeting has a protective film on the facing side and is backed with a heavy duty vinyl coated fabric.

Color	Product Code
White	RS30
Fluorescent Pink	RS33
Fluorescent Orange	RS34



Retroreflective Microprisms
Sheeting is positioned at 90° rotation angle.



Non-Reflective Fluorescent Orange Roll-Up Signs

Non-Reflective Fluorescent Orange Roll-Up Signs are constructed of a fabric reinforced UV stable vinyl. This construction will not delaminate and provides excellent durability and fluorescence stability.

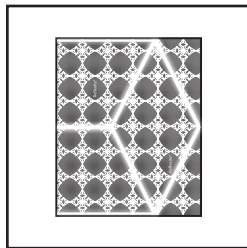
Non-Reflective Fluorescent Orange Roll-Up Signs are suitable for maintenance and moving operations. They are intended for daytime use only. They are not intended for use during night operations or low light conditions.

Marathon (M)

Orafol's Roll-Up sign blanks which utilize Marathon Fluorescence take performance to a higher level. The longer lasting fluorescent color gives the sign a longer useful life and offers outstanding visibility, day and night. Higher levels of photometric performance ensure superior reflectivity at night and in low light conditions. Orafol High Performance Marathon Fluorescence signs are available in the following colors: fluorescent orange, fluorescent yellow-green (lime), non-fluorescent white, and the new fluorescent yellow.

Color

Marathon Fluorescent Orange
Fluorescent Yellow-Green (lime)
White
Fluorescent Yellow



Superbright (SB)

This is one of Orafol's most popular products. Superbright fluorescent prismatic sign blanks are used by our customers to create the work zone signs you see on the road. As a motorist, you benefit from maximum visibility at long distances, day and night. Orafol's color stability technology ensures a long and useful life. Superbright colors are: fluorescent orange, non-fluorescent white, yellow and the new fluorescent pink color recommended for Incident Management applications.

Color

Fluorescent Orange
Fluorescent Pink
White
Yellow

Premium Mesh

Bone Safety Signs' true fluorescent orange mesh is flexible, breathable, and mildew resistant. (Fig.1) Great strength and durability, along with high color visibility, make this fabric ideal in safety applications.

Color

White
Fluorescent Orange

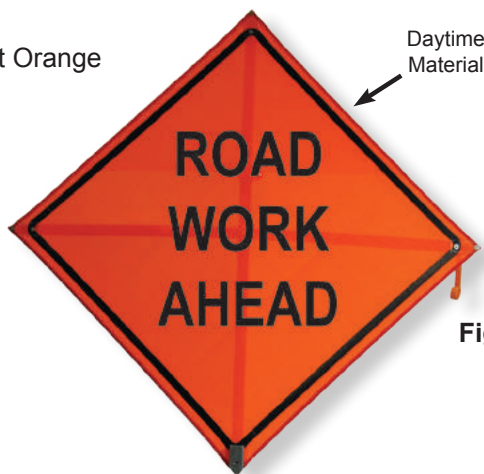


Figure 2- 36x36
ROAD WORK AHEAD

Daytime
Material

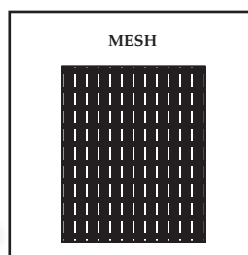


Figure 1- Sample of weaving

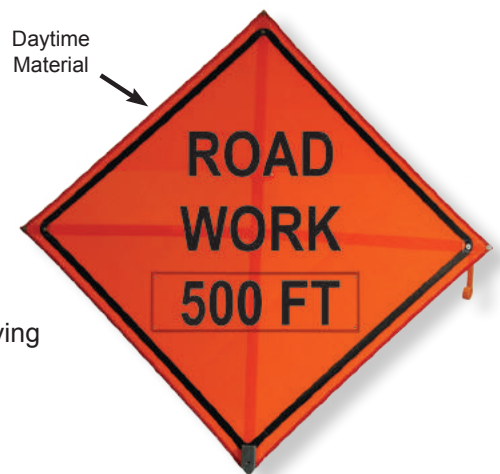



Figure 3- 36x36
ROAD WORK AHEAD
500 FT Overlay over AHEAD

SafeZone Series Roll-Up Sign Features



Bone Corner Pockets

Since 1985, the patented Bone Corner Pocket has become the industry standard for Roll-Up signs. With an exclusive lifetime warranty, the durable Lexan corner pocket holds the sign frame firmly in place while protecting all four corners of the sign for increased durability. This allows for quick and easy set-up and removal of Roll-Up signs.



Anti-kiting Devices

The pre-coated nylon strap attaches to the sign and rib assembly to eliminate the sail effect caused by back wind that could walk a stand into oncoming traffic.



Auto-Latch Feature

Standard on all of our sign stands, except when universal bracket option is requested. Bone's patented corner pocket easily snaps into Auto-Latch. The quick release lever allows easy sign removal.



SafeZone Series Sign Storage Strap

The hook & loop Sign Storage Strap assures that the Roll-Up sign will remain rolled up during storage.



SafeZone Series Sign Legend Identification

The border legend on Bone's standard legends allows for quick identification of the Roll-Up sign without the necessity of unrolling the sign face.



SafeZone Series Sign Carrying Bags

All **SafeZone Series** Sign Storage Bags are made of a heavy-duty fabric to help in providing protection for your Roll-Up signs when stored. The bags are mildew and rot resistant and are designed to prolong the life of your roll-up signs. A must for all reflective signs!

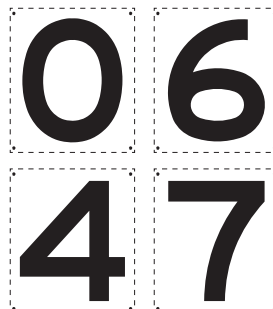
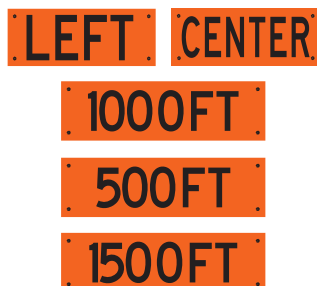
SafeZone Series Overlays



SafeZone Series Sign Overlays

All overlay panels attach to sign faces with durable, weather resistant brass snap button fasteners. Velcro may be used upon request. Signs and overlays are designed so that overlays may be attached to the back of the sign for storage.


Roll-Up Overlays



Standard Overlays

36" Roll-up Overlays- 6"x16" (LEFT/CENTER), 7"x22" (FOOTAGE), 9"x28" (TRANSITION)
48" Roll-up Overlays- 8"x23" (LEFT/CENTER), 8"x30" (FOOTAGE), 12"x38-1/2" (TRANSITION)

Custom size overlays are available upon request

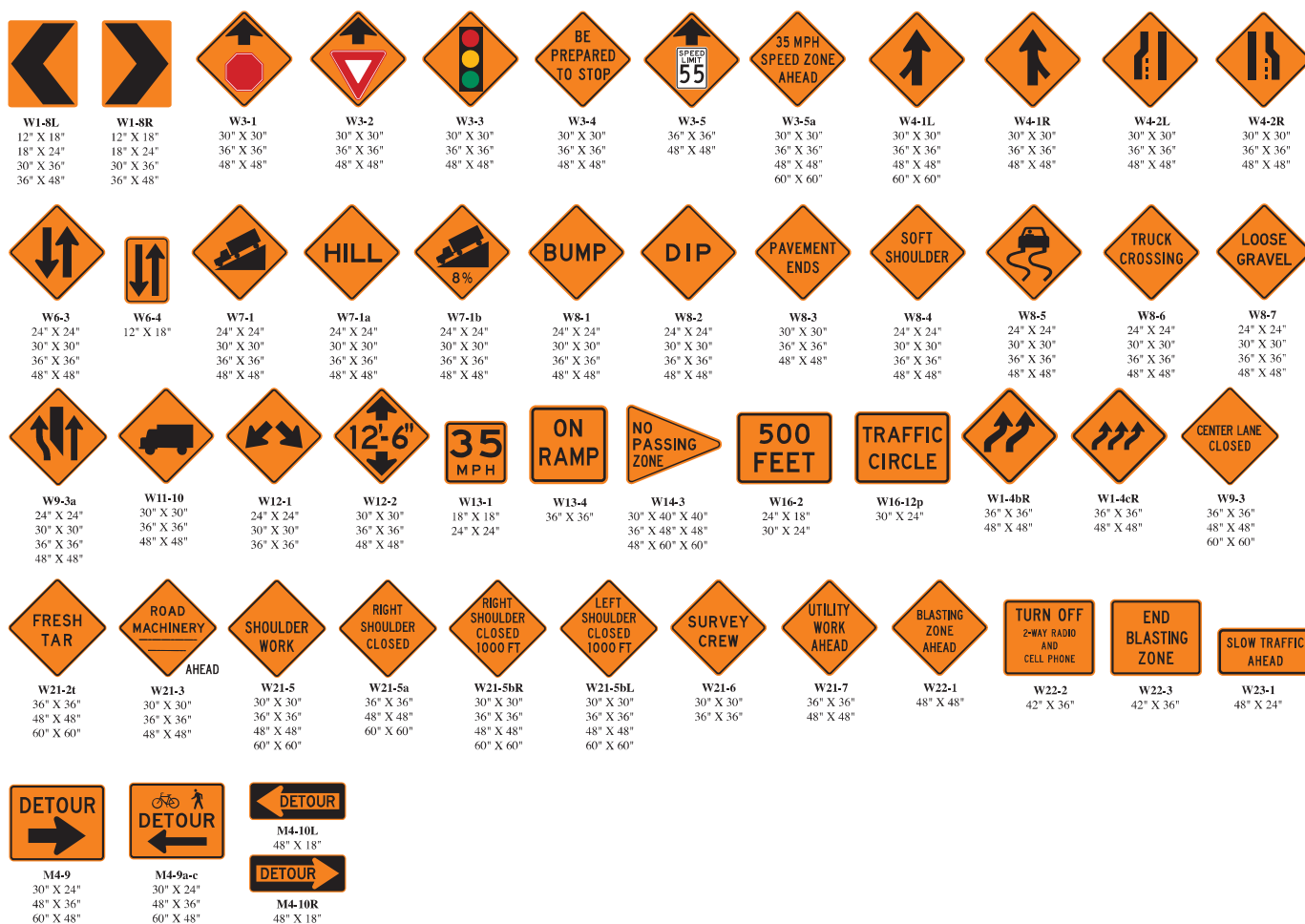


Bone Safety Signs Standard Legends



Bone Safety Signs uses only the finest materials to produce our Temporary Traffic Control Signs. After all, it is the most important sign on the roadway – not only warning of the danger ahead but protecting all the construction workers in the work zone.

ACCIDENT AHEAD
 ARROW (REVERSIBLE)
 BLANK MATERIAL (NO LEGEND)
 BORDER ONLY
 BE PREPARED TO STOP
 BEGIN MOWING ZONE
 BUMP
 BUMP AHEAD
 CHILD SAFETY SEAT CHECK
 AHEAD
 CONSTRUCTION AHEAD
 DETOUR AHEAD
 EMERGENCY SCENE AHEAD
 END CONSTRUCTION
 END MOWING ZONE
 END ROAD WORK
 END UTILITY WORK
 FLAGGER AHEAD
 FLAGGER SYMBOL



FLAGMAN AHEAD
 FREE CAR SEAT CHECK
 FRESH OIL
 LANE CLOSED AHEAD
 LANE ENDS MERGE LEFT
 LEFT LANE CLOSED AHEAD
 LITTER PICK UP AHEAD
 MEN WORKING
 MERGE LEFT SYMBOL
 MERGE RIGHT SYMBOL
 MERGE LEFT/RIGHT SYMBOL
 (Combo)
 MOWERS AHEAD
 MOWING AHEAD
 ONE LANE CLOSED AHEAD
 ONE LANE ROAD AHEAD
 RIGHT LANE CLOSED AHEAD
 RIGHT SHOULDER CLOSED
 ROAD CLOSED
 ROAD CLOSED AHEAD
 ROAD CONSTRUCTION AHEAD
 ROAD CONSTRUCTION 500 FT

ROAD CONSTRUCTION 1000 FT
 ROAD CONSTRUCTION 1500 FT
 ROAD WORK AHEAD
 ROAD WORK 500 FT
 ROAD WORK 1000 FT
 ROAD WORK 1500 FT
 SHOULDER WORK AHEAD
 STREET CLOSED
 STREET CLOSED AHEAD
 SURVEY CREW AHEAD
 TREE WORK AHEAD
 TRUCKS ENTERING HIGHWAY
 UTILITY CONSTRUCTION AHEAD
 UTILITY CONSTRUCTION 500 FT
 UTILITY CONSTRUCTION 1000 FT
 UTILITY CONSTRUCTION 1500 FT
 UTILITY WORK AHEAD
 UTILITY WORK 500 FT
 UTILITY WORK 1000 FT
 UTILITY WORK 1500 FT
 WORK AREA AHEAD
 WORKERS AHEAD

WORKER SYMBOL Overlays

500 FT
 1000 FT
 1500 FT
 2000 FT
 1/4 MILE
 1/2 MILE
 3/4 MILE
 1 MILE
 ONE
 LEFT
 RIGHT
 CENTER
 REVERSIBLE ARROW
 BAR (FOR LEFT/RIGHT
 MERGE)
 BLANK FOR LEFT/RIGHT



Yellow WARNING Signs may also be used in the designated orange size(s) in Temporary Traffic Control and Work Zones.



W1-1L
25
W1-1a

24" X 24"
30" X 30"
36" X 36"
48" X 48"



W1-1R

24" X 24"
30" X 30"
36" X 36"
48" X 48"



W1-2L

24" X 24"
30" X 30"
36" X 36"
48" X 48"



W1-2R

24" X 24"
30" X 30"
36" X 36"
48" X 48"



W1-3L

24" X 24"
30" X 30"
36" X 36"
48" X 48"



W1-3R

24" X 24"
30" X 30"
36" X 36"
48" X 48"



W1-4L

24" X 24"
30" X 30"
36" X 36"
48" X 48"



W1-4R

24" X 24"
30" X 30"
36" X 36"
48" X 48"



W1-5L

24" X 24"
30" X 30"
36" X 36"
48" X 48"



W1-5R

24" X 24"
30" X 30"
36" X 36"
48" X 48"



W2-1

24" X 24"
30" X 30"
36" X 36"
48" X 48"



W2-2L

24" X 24"
30" X 30"
36" X 36"
48" X 48"



W2-2R

24" X 24"
30" X 30"
36" X 36"
48" X 48"



W2-3L

24" X 24"
30" X 30"
36" X 36"
48" X 48"



W2-3R

24" X 24"
30" X 30"
36" X 36"
48" X 48"



W2-4

24" X 24"
30" X 30"
36" X 36"
48" X 48"



W2-5

24" X 24"
30" X 30"
36" X 36"
48" X 48"



W2-6

24" X 24"
30" X 30"
36" X 36"
48" X 48"



W3-1

30" X 30"
36" X 36"
48" X 48"



W3-2

30" X 30"
36" X 36"
48" X 48"



W3-3

30" X 30"
36" X 36"
48" X 48"



W3-4

30" X 30"
36" X 36"
48" X 48"



W5-1

30" X 30"
36" X 36"
48" X 48"



W5-2

30" X 30"
36" X 36"
48" X 48"



W5-3

30" X 30"
36" X 36"
48" X 48"



W5-4

30" X 30"
36" X 36"
48" X 48"



W5-4a

18" X 18"



W6-1

30" X 30"
36" X 36"
48" X 48"



W6-1a

30" X 30"
36" X 36"
48" X 48"



W6-1b

30" X 30"
36" X 36"
48" X 48"



W6-2

30" X 30"
36" X 36"
48" X 48"



W6-2a

24" X 24"
30" X 30"
36" X 36"
48" X 48"



W6-2b

24" X 24"
30" X 30"
36" X 36"
48" X 48"



W6-3

24" X 24"
30" X 30"
36" X 36"
48" X 48"



W7-5

18" X 18"



W7-6

18" X 18"



W7-5a

12" X 9"



W8-1

24" X 24"
30" X 30"
36" X 36"
48" X 48"



W8-2

24" X 24"
30" X 30"
36" X 36"
48" X 48"



W8-3

30" X 30"
36" X 36"
48" X 48"



W8-4

24" X 24"
30" X 30"
36" X 36"
48" X 48"



W8-5

24" X 24"
30" X 30"
36" X 36"
48" X 48"



W8-6

24" X 24"
30" X 30"
36" X 36"
48" X 48"



W8-7

24" X 24"
30" X 30"
36" X 36"
48" X 48"



W8-8

24" X 24"
30" X 30"
36" X 36"
48" X 48"



W8-9

24" X 24"
30" X 30"
36" X 36"
48" X 48"



W10-2L

30" X 30"
36" X 36"
48" X 48"



W10-3R

30" X 30"
36" X 36"
48" X 48"



W10-3L

30" X 30"
36" X 36"
48" X 48"



W10-4R

30" X 30"
36" X 36"
48" X 48"



W10-4L

30" X 30"
36" X 36"
48" X 48"



W10-5

30" X 30"
36" X 36"
48" X 48"



W10-8

30" X 30"
36" X 36"
48" X 48"



W10-9

NO TRAIN HORN



W10-11

30" X 30"
36" X 36"
48" X 48"



W10-11a

30" X 30"
36" X 36"
48" X 48"



W10-11b

30" X 30"
36" X 36"
48" X 48"



W10-12

36" X 36"
48" X 48"



W11-11

30" X 30"
36" X 36"
48" X 48"



W11-12p

24" X 18"
30" X 24"
36" X 30"



W11-14

24" X 24"
30" X 30"
36" X 36"
48" X 48"



W12-1

24" X 24"
30" X 30"
36" X 36"



W12-2

30" X 30"
36" X 36"
48" X 48"



W12-2p

14FT 4IN
84" X 24"



W13-1

18" X 18"
24" X 24"



W13-2

24" X 30"
36" X 48"
48" X 60"



W13-3

24" X 30"
36" X 48"
48" X 60"



W13-5

24" X 30"
36" X 48"
48" X 60"



W14-1

24" X 24"
30" X 30"
36" X 36"
48" X 48"



W14-2aR

36" X 8"



W16-7pL,R

24" X 12"
30" X 18"



W16-8

14" X 8"



W16-9p

24" X 10"
36" X 20"
48" X 30"



W16-13

24" X 18"
30" X 24"



W16-12p

30" X 24"



W17-1

24" X 24"
30" X 30"
36" X 36"
48" X 48"



W18-1

24" X 24"
30" X 30"
36" X 36"







































































W25-1

24" X 30"
36" X 48"
48" X 60"

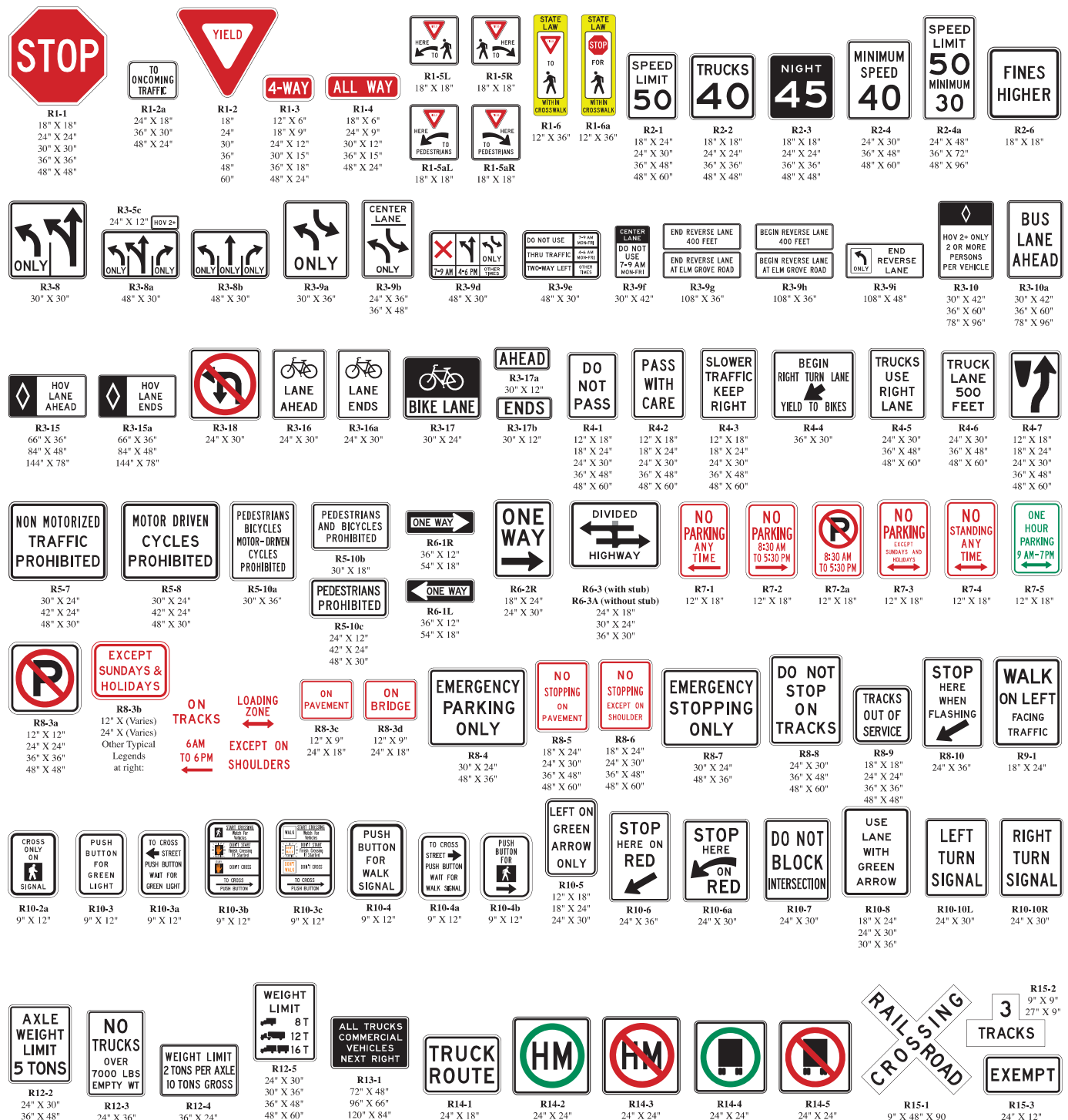


W25-2

24" X 30"
36" X 48"
48" X 60"

											
W1-6L 24" X 12" 36" X 18" 48" X 24" 60" X 30"	W1-6R 24" X 12" 36" X 18" 48" X 24" 60" X 30"	W1-7 24" X 12" 36" X 18" 48" X 24" 60" X 30"	W1-8L 12" X 18" 18" X 24" 30" X 36" 36" X 48"	W1-8R 12" X 18" 18" X 24" 30" X 36" 36" X 48"	W1-9L 24" X 24" 30" X 30" 36" X 36" 48" X 48"	W1-9R 24" X 24" 30" X 30" 36" X 36" 48" X 48"	W1-10L 24" X 24" 30" X 30" 36" X 36" 48" X 48"	W1-10R 24" X 24" 30" X 30" 36" X 36" 48" X 48"	W1-11 24" X 24" 30" X 30" 36" X 36" 48" X 48"	W1-13 24" X 24" 30" X 30" 36" X 36" 48" X 48"	W1-15 24" X 24" 30" X 30" 36" X 36" 48" X 48"
											<div>TRAFFIC FROM LEFT</div> <div>ONCOMING TRAFFIC</div> <div>CROSS TRAFFIC</div> <div>DOES NOT STOP</div>
W3-5 36" X 36" 48" X 48"	W3-5a 30" X 30" 36" X 36" 48" X 48" 60" X 60"	W3-6 36" X 36" 48" X 48" 60" X 60"	W4-1L 30" X 30" 36" X 36" 48" X 48" 60" X 60"	W4-1R 30" X 30" 36" X 36" 48" X 48"	W4-2L 30" X 30" 36" X 36" 48" X 48"	W4-2R 30" X 30" 36" X 36" 48" X 48"	W4-3L 30" X 30" 36" X 36" 48" X 48"	W4-3R 30" X 30" 36" X 36" 48" X 48"	W4-5 30" X 30" 36" X 36" 48" X 48"	W4-6 30" X 30" 36" X 36" 48" X 48"	W4-4(a,b,p) 24" X 12" 30" X 15" 36" X 18" 48" X 24"
											<div>SAND</div> <div>GRAVEL</div> <div>PAVED</div>
W7-1 24" X 24" 30" X 30" 36" X 36" 48" X 48"	W7-1a 24" X 24" 30" X 30" 36" X 36" 48" X 48"	W7-1b 24" X 24" 30" X 30" 36" X 36" 48" X 48"	W7-2 24" X 18"	W7-2b 24" X 18"	W7-3 24" X 18"	W7-3a 24" X 18"	W7-3b 24" X 18"	W7-4 78" X 48"	W7-4b 78" X 60"	W7-4c 78" X 60"	W7-4d 24" X 12"
											<div>EXEMPT</div>
W8-9a 24" X 24" 30" X 30" 36" X 36" 48" X 48"	W8-10 24" X 24" 30" X 30" 36" X 36" 48" X 48"	W8-10a 12" X 9" 24" X 18"	W8-11 24" X 24" 30" X 30" 36" X 36" 48" X 48"	W8-12 24" X 24" 30" X 30" 36" X 36" 48" X 48"	W8-13 24" X 24" 30" X 30" 36" X 36" 48" X 48"	W9-1R 24" X 24" 30" X 30" 36" X 36" 48" X 48"	W9-1L 24" X 24" 30" X 30" 36" X 36" 48" X 48"	W9-2L 24" X 24" 30" X 30" 36" X 36" 48" X 48"	W9-2R 24" X 24" 30" X 30" 36" X 36" 48" X 48"	W10-1 9" X 9" 12" X 12" 15" X 15" 18" X 18" 24" X 24"	W10-2R 30" X 30" 36" X 36" 48" X 48"
											
W11-1 24" X 24" 30" X 30" 36" X 36" 48" X 48"	W11-2 24" X 24" 30" X 30" 36" X 36" 48" X 48"	W11-2 (FYG) 24" X 24" 30" X 30" 36" X 36" 48" X 48"	W11-3 24" X 24" 30" X 30" 36" X 36" 48" X 48"	W11-4 24" X 24" 30" X 30" 36" X 36" 48" X 48"	W11-5 24" X 24" 30" X 30" 36" X 36" 48" X 48"	W11-5a 24" X 24" 30" X 30" 36" X 36" 48" X 48"	W11-6 24" X 24" 30" X 30" 36" X 36" 48" X 48"	W11-7 24" X 24" 30" X 30" 36" X 36" 48" X 48"	W11-8 30" X 30" 36" X 36" 48" X 48"	W11-9 30" X 30" 36" X 36" 48" X 48"	W11-10 30" X 30" 36" X 36" 48" X 48"
											
W15-1 24" X 24" 30" X 30" 36" X 36" 48" X 48"	W16-1 18" X 24" 24" X 30"	W16-2 24" X 18" 30" X 24"	W16-2a 24" X 12" 30" X 18"	W16-3 30" X 24"	W16-3a 30" X 12"	W16-4 30" X 24"	W16-5pL 24" X 18"	W16-5pR 24" X 18"	W16-6pL 24" X 18"	W16-6pR 24" X 18"	



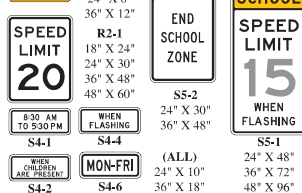


SCHOOL SIGNS

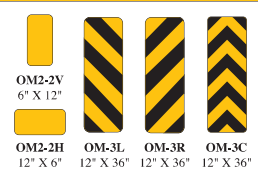
NOTE: All School, Pedestrian and Bicycling Signs may have a fluorescent yellow-green background with a black legend and border. Refer to YOUR most recent MUTCD.

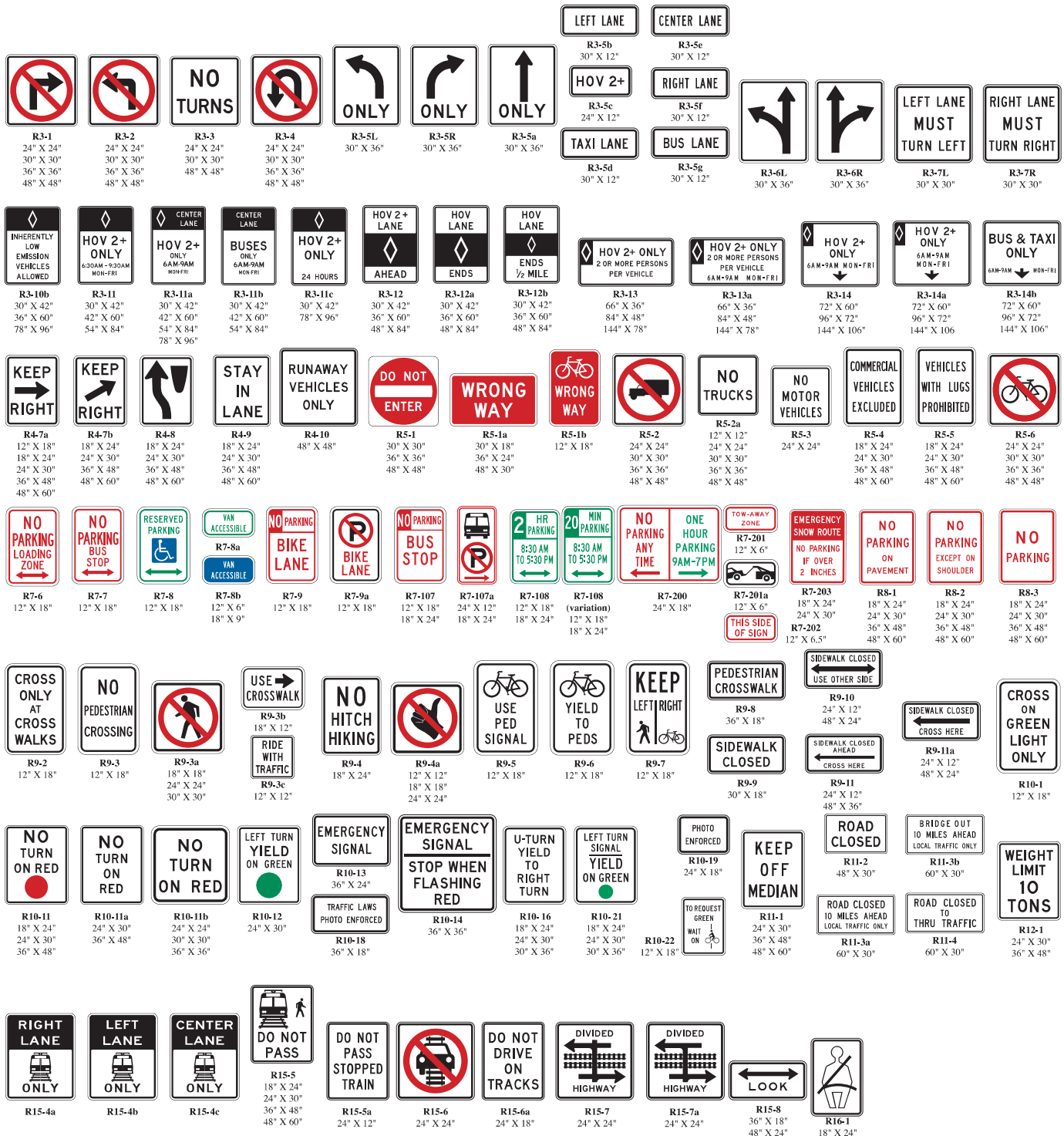


SCHOOL



OBJECT MARKERS

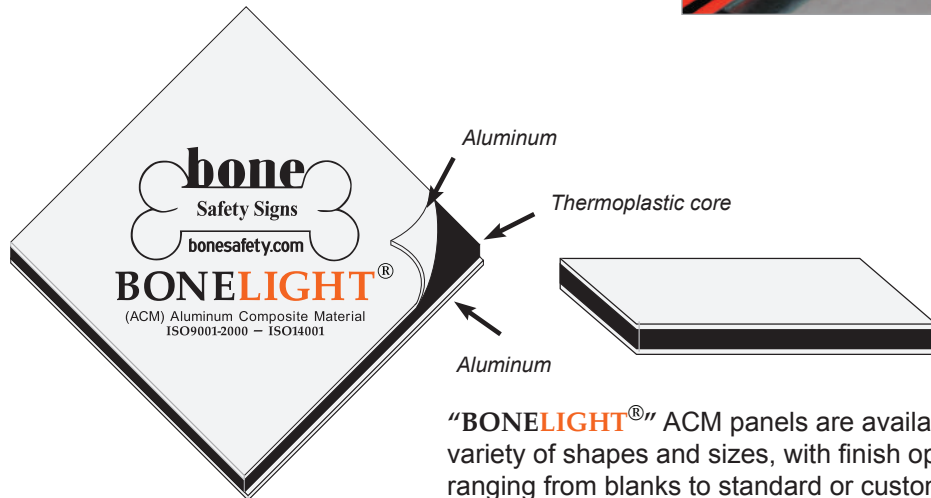




SafeZone Rigid Regulatory (ACM) Signs

BONELIGHT® ACM

Bone Safety Signs' "BONELIGHT®" comes in 3mm & 4mm Aluminum Composite Material (ACM). "BONELIGHT®" 3mm is made of two sheets of .021 aluminum, & the 4mm is made of .025 aluminum bonded to a thermoplastic core. ACM's flat rigid surface and weather resistance ensures long-term work zone performance and durability. Add to that with 40% decrease in weight than .080 aluminum signs, makes ACM an excellent alternative for lightweight Type III signage. It is **NCHRP350** approved and **ISO9001-2000 - ISO14001** certified.




"BONELIGHT®" ACM panels are available in a variety of shapes and sizes, with finish options ranging from blanks to standard or custom signs, laminated with reflective and non reflective sheeting.



BONELIGHT®
FHWA Certified WZ249



Aluminum Sign Blanks and Extruded Panels



Aluminum Sign Blanks

We offer a complete line of aluminum sign blanks for every roadway or industrial application. Industry standard .080 gauge/5052-H38 alloy blanks are available with MUTCD standard corners/holes or fabricated to your specification. Extruded street name and crossbuck blanks are available, along with a complete line of flat street name blanks, sized for every application. .100 gauge blanks for larger signs are also available. Standard MUTCD blanks are in stock and ready for quick shipment.

Street Name Signs

We offer and fabricate street name signs in a multitude of sizes and designs; from interior subdivision streets to multilane highways--we can do it!

Ordering Tips:

Sample Ave

Green

Brown

Blue

White

Yellow

Red

- Roadways posted at 25 MPH or less may utilize 6" street name blades with 4" letters.
- Greater than 25 MPH: 9" blades with 6" letters are required.
- Overhead street name signs: 12" letter height is required.

We can assist your agency or company with street sign design and sizing, and YES, we can incorporate your logo into the sign if you desire.



Re-Manufactured signs

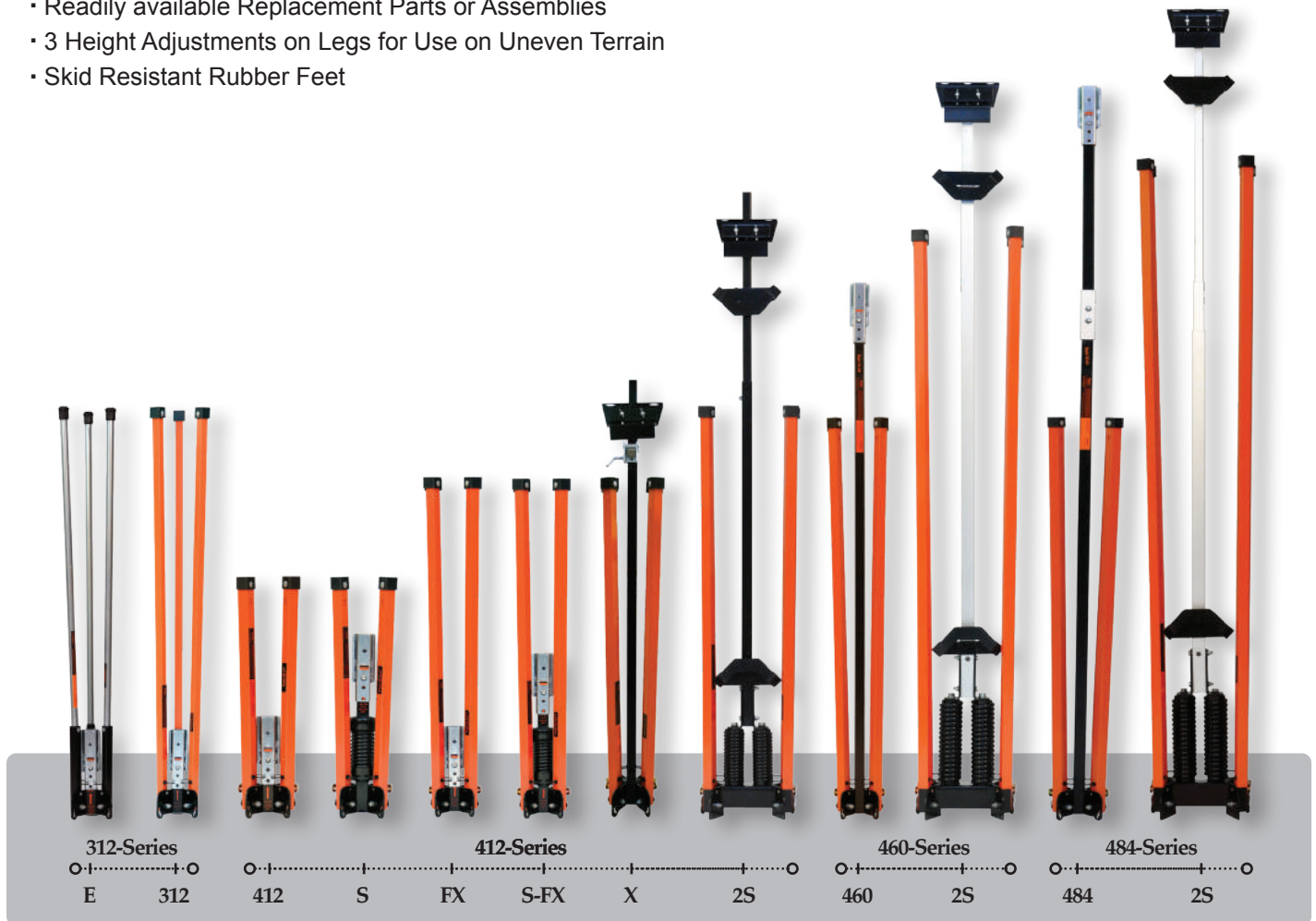
We refurbish the sign blanks by completely removing the old sign face and adhesives without damage to the aluminum or protective coating. We do not use any abrasives or chemicals, which makes our process 100% "green". We then apply new sheeting to the refurbished blank according to the customers' requirements. All re-manufactured signs carry a full warranty.

SafeZone Series Stands

SafeZone Series Stand Features and Benefits

All **SafeZone Series** Sign Stands come with our patented Auto-Latch mechanism, unless our Universal Bracket is requested. The advantage of our Auto-Latch is the speed in which the sign is attached and released from our stands.

- Crash Design Breakaway Base
- Exclusive Quick Release System for all modular attachments and accessories
- Compact and Lightweight
- Bright Orange, UV Stabilized, Powder Coated Legs, for Safety, Durability & Visibility
- Pull Pin and Kick Release for fast setup by hand or foot
- Simple Nut & Bolt Construction allows for fast repairs using basic hand tools
- Readily available Replacement Parts or Assemblies
- 3 Height Adjustments on Legs for Use on Uneven Terrain
- Skid Resistant Rubber Feet



NCHRP-350 Certified


Products displaying this emblem are certified to meet the crashworthy requirements of **NCHRP-350**. These products have been tested and are acceptable for use on the national highway system. Certification is on file and is available upon request.

SafeZone Series SZ-412-2S Dual Spring Stand



SafeZone Sign Bracket

The Rigid Sign Bracket was designed after careful research of rigid sign substrates used industry wide. The longer front fingers allow for a better grip, holding the substrate in place during high winds and impacts. The easy-grip handle provides a comfortable grip, giving the user more control in difficult working conditions.



SafeZone Series SZ-412-2S Dual Spring Stand (for Rigid & Roll-up Signs)

It's the first **SafeZone Series** Sign Stand designed to accommodate both rigid & Roll-Up signs. Dual coil springs and a wide base allow the SZ-412-2S to withstand heavy winds without additional sandbags or ballast. The SZ-412-2S is a great choice for anyone who needs rigid sign capabilities or transitions from rigid signs to Roll-Up signs.

DOT's, Telco's, Power Utilities, Road Contractors, Underground Utility Contractors & Barricade Rental Companies.

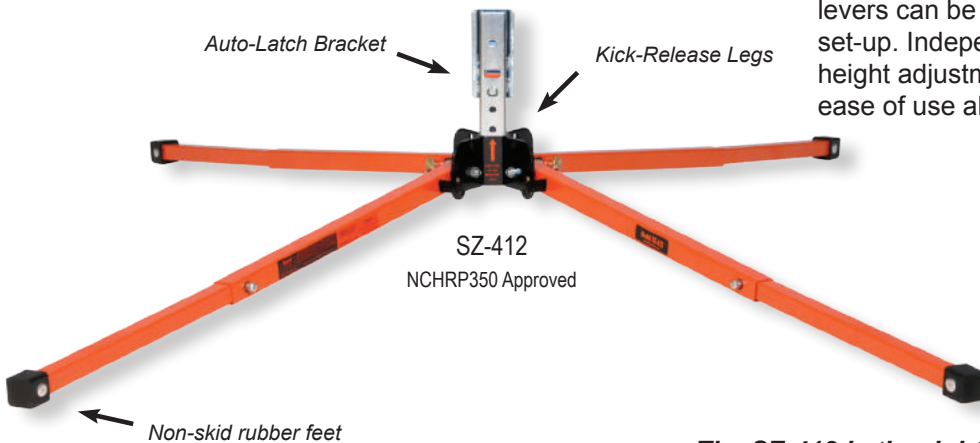
NCHRP-350 Certified



SafeZone Series SZ-412 Springless Sign Stand

The **SafeZone Series SZ-412** is a super lightweight compact springless sign stand for use with Roll-Up signs. Easy to use and easy to store, its single sign attachment point allows for quick deployment in the field.

Telescopic legs with both pull pin and kick release levers can be released by hand or foot for fast set-up. Independently adjustable legs with three height adjustments for uneven terrain makes for ease of use along right of ways and medians.



The SZ-412 is the right choice for Utility Companies, DOT's, City & County Governments or anyone working along secondary roads or inner city streets.

Designed to meet the minimum height requirement as set forth in the **MANUAL ON UNIFORM TRAFFIC CONTROL DEVICES (MUTCD)** and **NCHRP-350** tested and certified (with roll-up signs), the SZ-412 is as safe as it is functional.



Auto-Latch

Bone's patented corner pocket snaps quickly into the Auto-Latch. The easy release lever makes it simple to remove the sign. The Auto-Latch Bracket is standard on all of our Sign Stands except when Universal Bracket is requested.



Newly Designed Universal Bracket

Our heavy-duty Universal Bracket allows the use of our **SafeZone Series** Sign Stands with other manufacturers' Roll-Up signs, including those with "sewn" corner pockets.

SafeZone Series SZ-412-FX Fixed Leg Stand

The **SafeZone Series SZ-412-FX** has the same characteristics as the SZ-412 except the legs are fixed length (FX).



SafeZone Series SZ-412-S Single Spring Stand

The **SafeZone Series** SZ-412-S is the single spring-loaded version of our popular SZ-412. The single coil spring adds additional weight and redundancy to compensate for increased wind loads. The SZ-412-S is primarily used along the sides of state highways and interstates where wind loads are greater and more frequent.



Compact and Lightweight

SafeZone Series Sign Stands are lightweight and require a minimum of space in your vehicles.


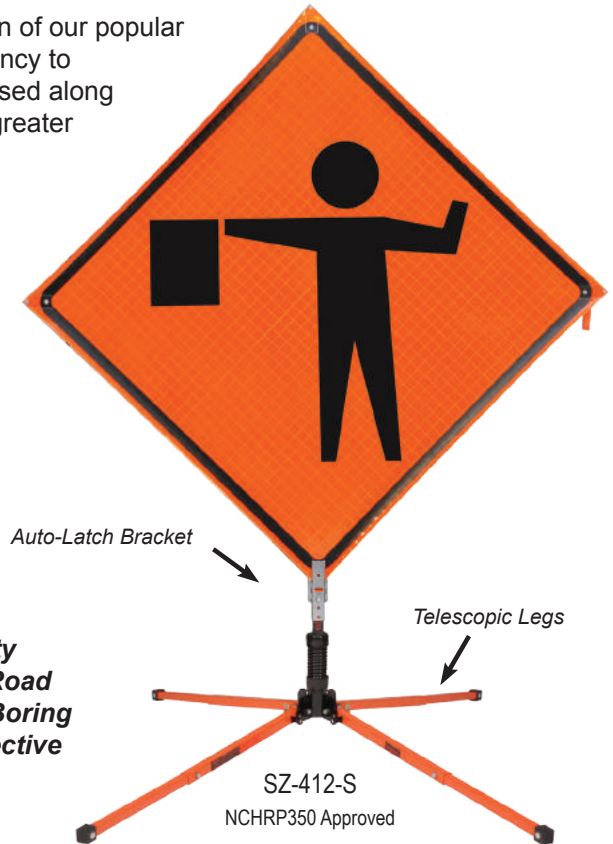
They are easy to carry for setup and deployment of your Roll-Up signs.



Stand Carrying Bags


All **SafeZone Series** Stand Storage Bags are made of a heavy-duty fabric to help protect your stand when stored. The bags are mildew and rot resistant and are designed to prolong the life of your stand.

The SZ-412-S is ideal for Utility Companies, Mowing Crews, Road Contractors & Underground Boring Companies using roll-up reflective and mesh signs.



Pull Pin/Kick Release Levers

The dual Pull Pin/Kick Release Lever allows each leg to be deployed by either pulling the pin by hand or by stepping on the kick release.



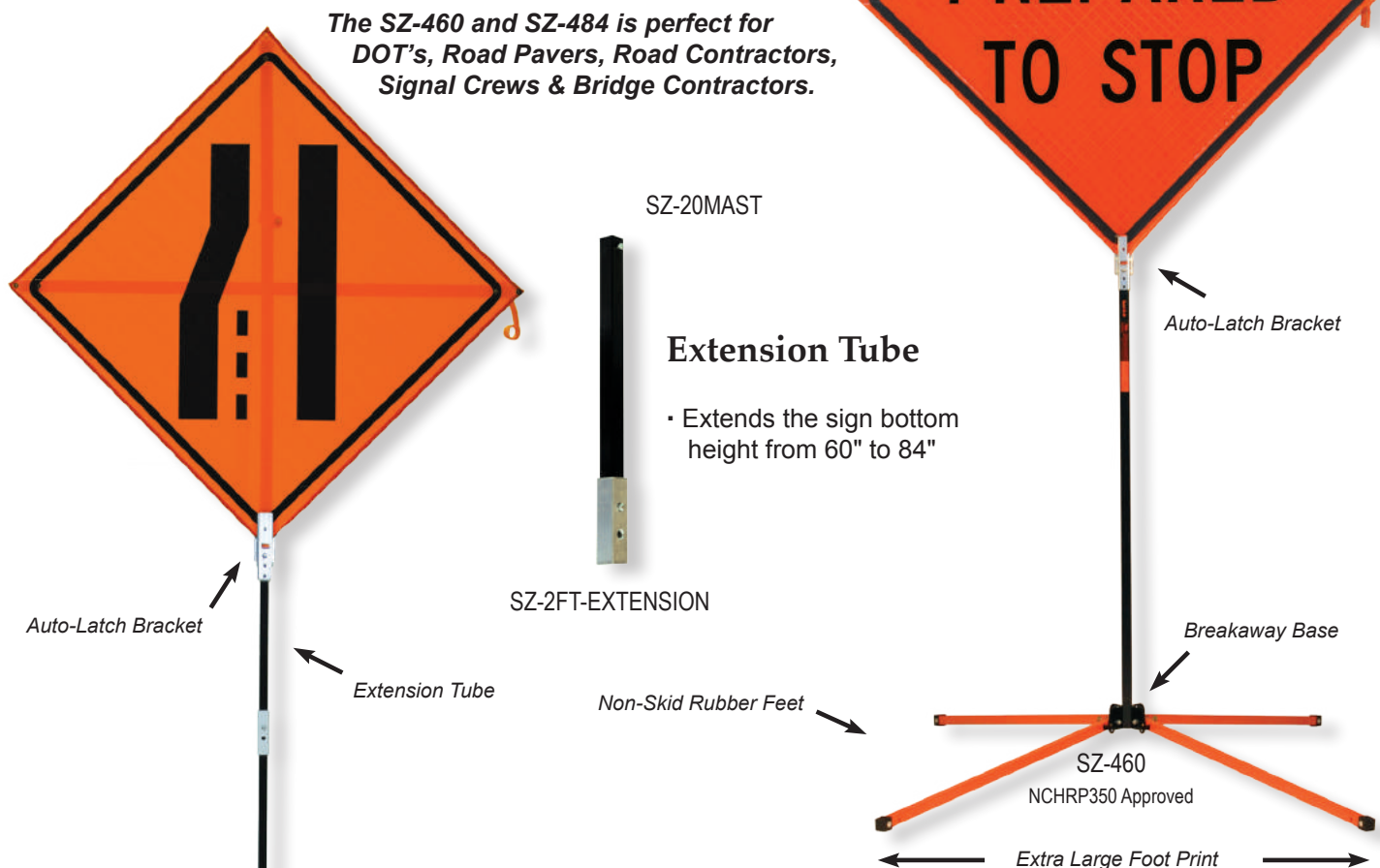
SafeZone Series SZ-412-S-FX Fixed Leg Single Spring Stand

The **SafeZone Series** SZ-412-S-FX has the same characteristics as the SZ-412-S except the legs are fixed length (FX).

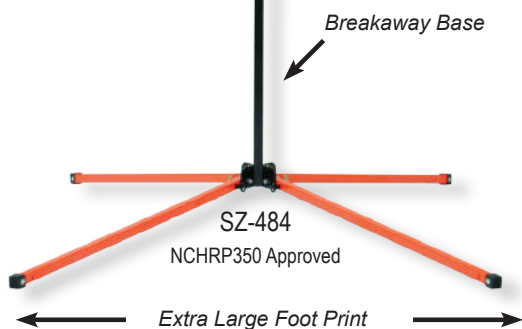
SafeZone Series SZ-460 & SZ-484 Springless Sign Stands

If you find yourself working in high traffic count work zones, then the SZ-460 is the stand for you! Designed as a high level warning device with 5' bottom height, the SZ-460 can be seen in the most congested of roadways. Its breakaway base and bright orange UV stabilized powder coated legs give the user an added measure of safety in all work areas. Although the SZ-460 is a springless design, its large footprint allows stability of Roll-Up signs in heavy winds without the need for additional ballast. The SZ-460 is available with either Auto-Latch or Universal Bracket.

*The SZ-460 and SZ-484 is perfect for
DOT's, Road Pavers, Road Contractors,
Signal Crews & Bridge Contractors.*



SafeZone Series SZ-484 Springless Sign Stand



The SZ-484 Springless Sign Stand is designed for extended use as a high-level traffic control device. The sign at a 7' bottom height meets the maximum height requirements for high level warning devices. A must for DOT'S and Road Contractors, the SZ-484 works great with roll-up signs for high visibility and extended use.

SafeZone Series SZ-460-2S & SZ-484-2S Dual Spring Stand

Bright orange, powder coated legs allow the SZ-460-2S and SZ-484-2S sign stand to be seen from highways to city sidewalks. Like the SZ-460 and SZ-484, the SZ-460-2S has a bottom height of 5' and the SZ-484-2S of 7'. The signs are held above the ground for maximum visibility and height meets the minimum height requirement as set forth in the MANUAL ON UNIFORM TRAFFIC CONTROL DEVICES (MUTCD). With it's heavy-duty dual springs and extended legs design, it can withstand elements and give you years of use without developing memory or sag.



The SZ-460-2S and SZ-484-2S are perfect for DOT's, Road Pavers, Road Contractors, Signal Crews & Bridge Contractors.


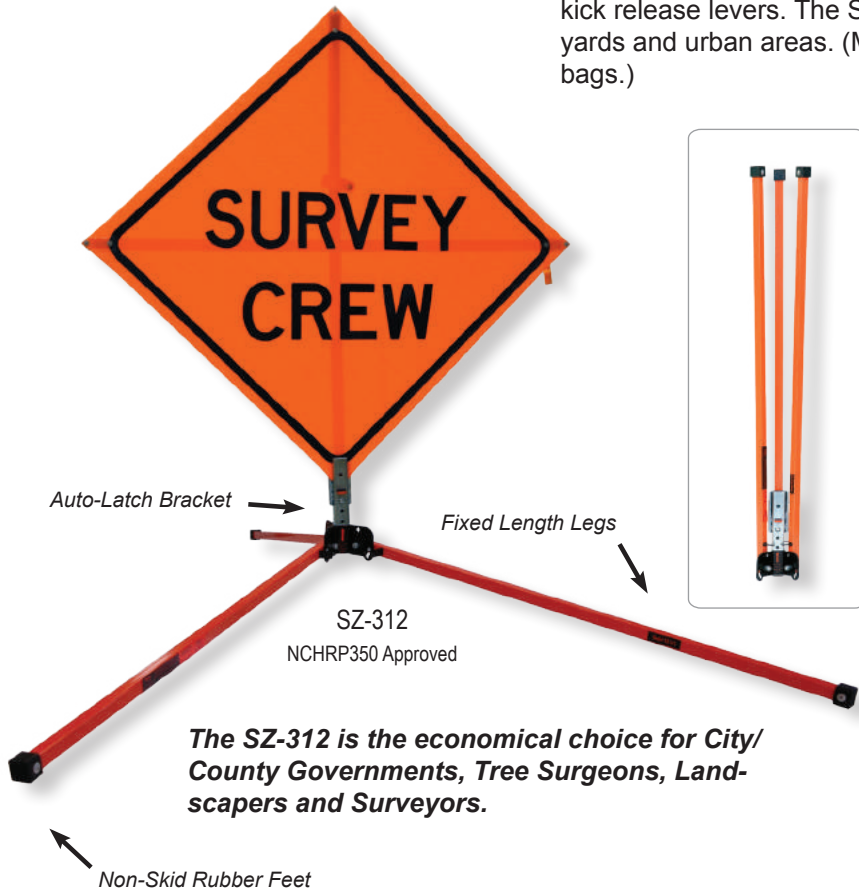


Roll-Up Bracket

- Optional Roll-Up bracket for roll-up signs.

SafeZone Series SZ-312 & SZ-312-E Springless Sign Stand

Designed to withstand moderate winds and light traffic conditions, the SZ-312 is both lightweight and affordable. Like all **SafeZone Series** Sign Stands, the SZ-312 features 3 multi-positional legs with both pull pin & kick release levers. The SZ-312 is the perfect choice for secondary roads, yards and urban areas. (May require additional ballast, such as sand bags.)



Crash Designed Breakaway Base

Like all **SafeZone Series** Sign Stands, the SZ-312's new breakaway base is the first of its kind. It has been designed, if impacted, to rotate 90 degrees to the ground, causing no damage to the undercarriage of the impacting vehicle.

SZ-112 Drive-In Stand

An economical solution with its own built-in driving device.



SZ-112

SafeZone Series SZ-312-E Springless Sign Stand

The SZ-312-E is the economy version of the SZ-312. It is made for short-term, low speed areas, where a lightweight stand should be used.



SafeZone Series SZ-412-X (Rigid) Fixed Leg Stand



The SZ-412-X is the newest in a long line of proven lightweight, compact, portable rigid sign stands from Bone Safety Signs. The newly designed Rigid Bracket enables the stand to be closed without removing the sign, and our easy-to-use pull pin or kick release lever are used for quick set-up and take down.



Rigid Bracket

The SZ-412-X is the right choice for DOT, city or county projects as well as any work within city areas where hills or parked vehicles can impede the visibility of the sign.

Roll-Up Bracket for SZ-412-X

The SZ-412-X can also be used with Roll-Up signs by the addition of the Roll-Up Bracket which can raise the sign to a bottom height of 60 inches for maximum visibility in the work zone. Our Roll-Up Bracket ensures the sign stays securely set.



Roll-Up Bracket.



SafeZone Series SZ-RBS Rubber Base System

SafeZone Series SZ-RBS Rubber Base Sign Stand

It has been said, "You can't be all things to all people." While that is true for most things in life, it is not true for the **SafeZone Series** model SZ-RBS Rubber Base Sign Stand. This unique One Base™ system is quick and easy to set up. The quick release design allows the SZ-RBS to change from a portable stop sign to a vertical panel in seconds. And, best of all, it's manufactured from recycled rubber so it's an environmentally friendly product.

The SZ-RBS is an economical choice for City/County Governments, Landscapers, Tree Surgeons & Pavement Companies.



The Quick Release Attachment is removed by pulling the pin and a simple twist of the wrist.



A vertical panel can be changed to a delineator tube in less than 10 seconds with the Quick Release design.

Quick-Release System is the Key

The Key to the One Base™ system is the unique quick-release mast design. Changing accessories takes less than 10 seconds. To remove the device, simply pull the keeper pin and rotate the mast 15°, then lift and remove. It's as easy as that. The SafeZone One Base™ system can be used as a sign support and can be used with accessories.

It is quick and easy to assemble the devices on site. Bases are stackable for ease in transportation to and from the job site.



SZ-RBS Sign Stand Features

- 100% Recycled Rubber
- Tough and Lightweight (38 lbs)
- Stackable
- Double Grab handles
- Quick Disconnect Mast Attachment



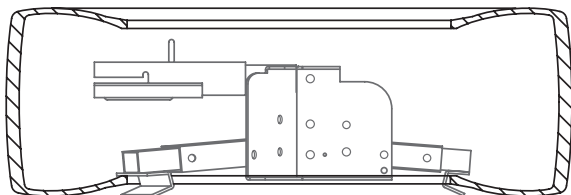
SafeZone Series Catapult™ Springless Sign Stand

SafeZone Series Catapult™ Springless Sign Stand

Unlike conventional molded rubber base stands, the new "Catapult™" tire stand uses old and worn tires for ballast. There is no need to re-formulate used tires for processing into crumb rubber for weighted bases. This eliminates environmental pollution from manufacturing / processing and reduces the cost of tire waste management.

SPECIFICATIONS


- Compact - 7" x 7" x 11-1/8" Shipping size
- Light weight - 9.9 Lbs
- NCHRP 350 Approved
- Adjustable legs for use in 15" – 21" Tires
- Mast folds for easy storage
- Versatile design for varying accessories



Once the **Catapult™** is adjusted and installed in your tire, it never has to be removed.

"Our country is creating around 310 million waste/ scrap tires that have to be recycled on a yearly basis."

"Waste/Scrap Tire Recycling" – A Growing Industry



Get noticed and drive the business to your door.

Create custom 36"x 36" signs in reflective or mesh materials. Place it in an attractive, light weight, durable and inexpensive Catapult™ sign stand.


Change the signs in seconds with no extra hardware. Once the sign is installed, it will stay securely locked in place.



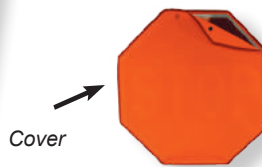
SafeZone Series Traffic Control Accessories

Stop-N-Slow Paddles

Our Stop-N-Slow sign faces are made from the same **BONELIGHT** ACM used for our large construction signs or aluminum.



Available in 18" & 24" sizes and various reflective and non-reflective faces.



Stop-N-Slow Covers

A fluorescent orange cover will add longer life to the paddles.



Bone Tele-Pole

Bone Tele-Pole

Quick coupling allows the Tele-Pole handle to telescope for increased bottom height and storage.

Our telepole telescopes to a maximum bottom height of 84".

Also available is our 12" hand held pole.

Flag Bracket with folding flags

This rib mounted assembly offers the ability to raise or lower flags as needed.



Flag Bracket

- Attaches to any **SafeZone Series** sign
- Provides option of displaying 2 or 3 flags



Warning Flags

18" and 24" Wooden Dowel Flags for signaling traffic and mounting to sign stands.



Traffic Cones

The cones are created from a flow-molded, PVC one-piece design. They are available plain or with reflective collars. All cones meet **NCHRP350** certifications.



Custom Banners & Signs

Custom Banners & Signs

At Bone Safety Signs we are dedicated to providing you with sign solutions that get results. We work with you from the initial concept to completion and help you to select the right style of banner or sign, the best design and the right materials. We offer a wide variety of products and services to meet your needs so that your message and your business look great while keeping it simple and cost effective for you.

Please call us today for your custom sign needs!



Here Are Some Products We Offer:

- Large Format Prints
- Custom Banners
- Real Estate and Property Signs
- Plant Identifications
- Golf Outings and Special Events
- OSHA Signs
- And More!



OSHA Signs

Helping you meet the federal OSHA guidelines for 1910 or 1926 for indoor or outdoor use.

General Terms and Conditions

Prices and Terms

Pricing and product offerings are subject to change without notice. Please call our toll free number for information regarding current prices and product availability.

Terms: Net 30 Days

F.O.B. Alpharetta Georgia

(F.O.B. Destination assigned for orders exceeding \$5000.00 not to include Crumb Rubber Goods or Rigid Signs)

Late Fees:

A late fee of 1.5% per month may be added to all past due invoices.

Custom Signs

Bone Safety Signs offers specialized custom signs printed and manufactured to the customers exact specifications in various sizes, colors and materials. Pricing for all custom signs is determined by the quantity and complexity of the order. All custom sign sales are final and non-refundable and may require an artwork charge and/or setup charge. All MUTCD Signs are considered Standard Legends. A sample of popular legends are provided on page 8; for legends not listed, please call your representative.

Credit Policy

Credit may be issued only with an approved credit application on file. However, we do accept Visa, MasterCard and American Express for customers pending credit approval.




Manufacturer's Warranty

All Bone Safety Signs' products carry limited warranties against defects in materials and workmanship under normal use and conditions. Bone Safety Signs' obligation under this warranty is limited to replacing any part(s) or material, within 30-days after delivery. Item(s) are to be returned to Bone Safety Signs for examination to determine defect. There are no warranties, expressed or implied, except the warranty against defective part(s) materials and workmanship. However, extended warranties do exist on certain products. Please review the extended warranties in the Price & Specifications Schedule.

Returned Goods Policy

Products which have been shipped in error or have factory defects may be returned for a credit or full refund. Before returning any products to Bone Safety Signs, you must first request a (Return Materials Authorization Number or RMA#). Please contact our Customer Service Department via our TOLL-FREE number, Email or Fax listed below. All products which have been ordered in error may be subject to a 15% restocking charge and return freight charges. Products returned to Bone Safety Signs without a RMA number will be refused and returned to shipper.

Create Your own Sign



1. Rigid _____ or Roll-Up _____

2. Width _____ Height _____

3. Type of Material DG _____ HI-INT _____ ENG _____ MESH _____ NRV _____ VINYL _____

4. Background Color _____

5. Message Color _____

6. Message Copy Line 1 _____

Line 2 _____

Line 3 _____

Line 4 _____

7. Optional Overlays a _____

b _____

c _____

8. Will you be providing Art Work or Logo _____

If Yes, File Name _____

Material Color



OR



YL



RD



GR




PK



BR



BL



WH



BK



YL-GR

Office Use

Received Art Work _____ Date _____

Sent Approval Copy _____ Date _____

Received Approval _____ Date _____



